

MCAS 2011 Results

Thoreau School

MCAS 2011 District Results

Grade 3 ELA

Grade 3 ELA	%Adv/Prof	% Needs Improv	% Warning/Failing	Placement Overall
Thoreau	86 (11a 75p)	15	0	62 of 957

MCAS 2011 District Results

Grade 3 Math

Grade 3 Math	%Adv/Prof	% Needs Improv	% Warning/Failing	Placement Overall
Thoreau	69 (13a 56p)	29	2	460 of 957

MCAS 2011 District Results

Grade 4 ELA

Grade 4 ELA	%Adv/Prof	% Needs Improv	% Warning/Failing	Placement Overall
Thoreau	85 (33a 52p)	13	3	33 of 944

MCAS 2011 District Results

Grade 4 Math

Grade 4 Math	%Adv/Prof	% Needs Improv	% Warning/Failing	Placement Overall
Thoreau	76 (41a 35p)	22	3	59 of 943

MCAS 2011 District Results

Grade 5 ELA

Grade 5 ELA	%Adv/Prof	% Needs Improv	% Warning/Failing	Placement Overall
Thoreau	91 (45a 46p)	8	1	51 of 879

MCAS 2011 District Results

Grade 5 Math

Grade 5 Math	%Adv/Prof	% Needs Improv	% Warning/Failing	Placement Overall
Thoreau	91 (50a 41p)	7	3	20 of 879

MCAS 2011 District Results

Grade 5 Science

Grade 5 Science	%Adv/Prof	% Needs Improv	% Warning/Failing	Placement Overall
Thoreau	87 (38a 49p)	12	1	12 of 879

Cohort MCAS Data

Thoreau School

Currently 6th Graders - Class of 2018

	ELA %AdvProf	ELA %AdvProf	ELA %AdvProf	Math %AdvProf	Math %AdvProf	Math %AdvProf
	Gr5 2011	Gr4 2010	Gr3 2009	Gr5 2011	Gr4 2010	Gr3 2009
All	91	94	80	91	67	71
Reg Ed	97	97	89	97	73	79
Sped	62	80	40	62	30	30

Currently 5th Graders - Class of 2019

	ELA %AdvProf	ELA %AdvProf	Math %AdvProf	Math %AdvProf
	Gr4 2011	Gr3 2010	Gr4 2011	Gr3 2010
All	85 ←	83	76 ←	74
Reg Ed	92 ←	90	86 ←	85
Sped	56 ←	59	32 ←	41

Currently 4th Graders - Class of 2020

	ELA %AdvProf	Math %AdvProf
	Gr3 2011	Gr3 2011
All	86	69
Reg Ed	90	75
Sped	66	50

Currently 3rd Graders - Class of 2021

No MCAS data available

4 - Year MCAS Comparisons

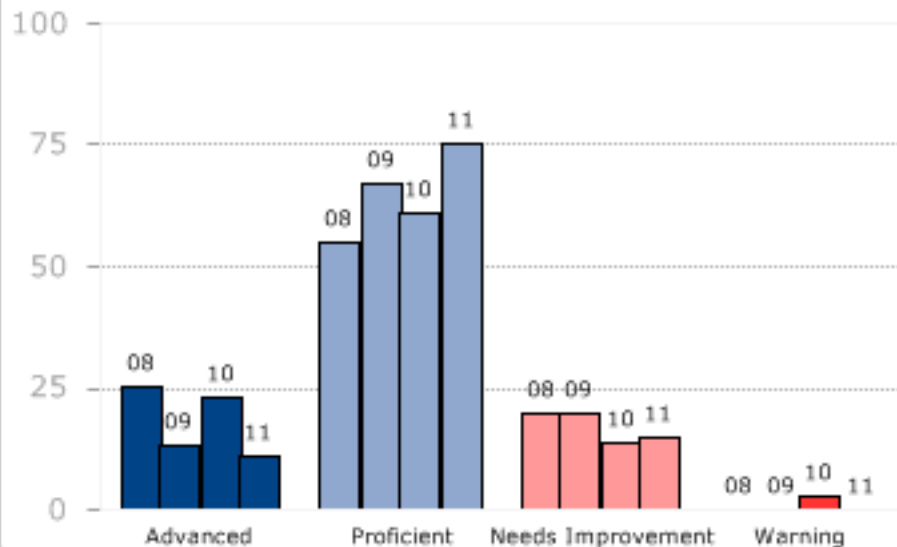
Thoreau School

Thoreau 4 - Year Comparisons - Grade 3 2008-2011

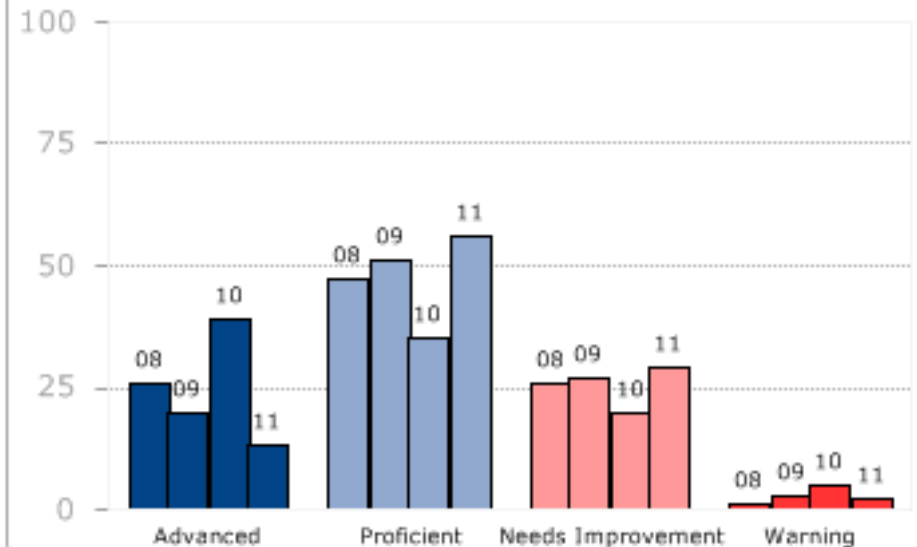
GRADE 03 - ENGLISH LANGUAGE ARTS PERFORMANCE 2008 2009 2010 2011 LEVEL				
ADVANCED	25	13	23	11
PROFICIENT	55	67	61	75
NEEDS IMPROVEMENT	20	20	14	15
WARNING	0	0	3	0

GRADE 03 - MATHEMATICS PERFORMANCE 2008 2009 2010 2011 LEVEL				
ADVANCED	26	20	39	13
PROFICIENT	47	51	35	56
NEEDS IMPROVEMENT	26	27	20	29
WARNING	1	3	5	2

**GRADE 03 - ENGLISH LANGUAGE ARTS
Percentage of Students by Performance Level**



**GRADE 03 - MATHEMATICS
Percentage of Students by Performance Level**

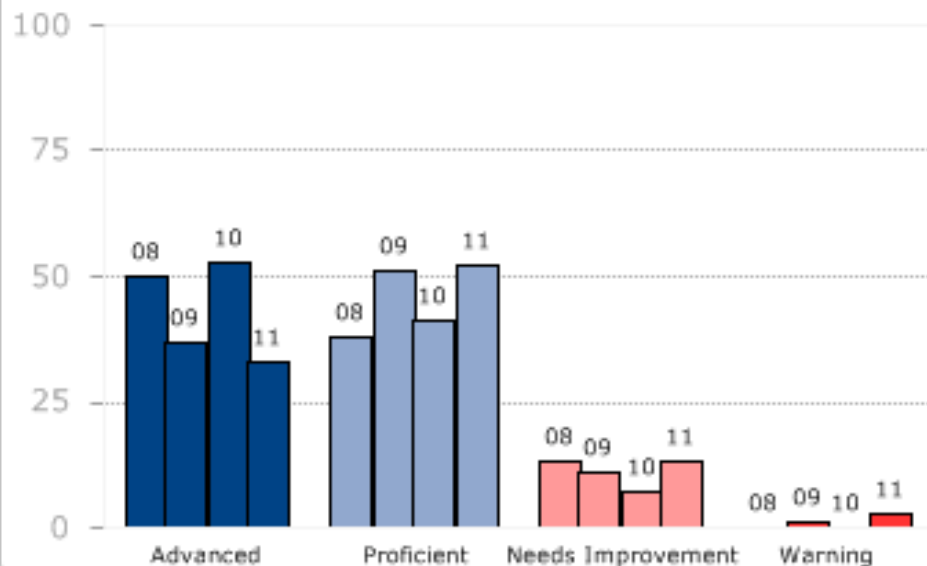


Thoreau 4 - Year Comparisons - Grade 4 2008-2011

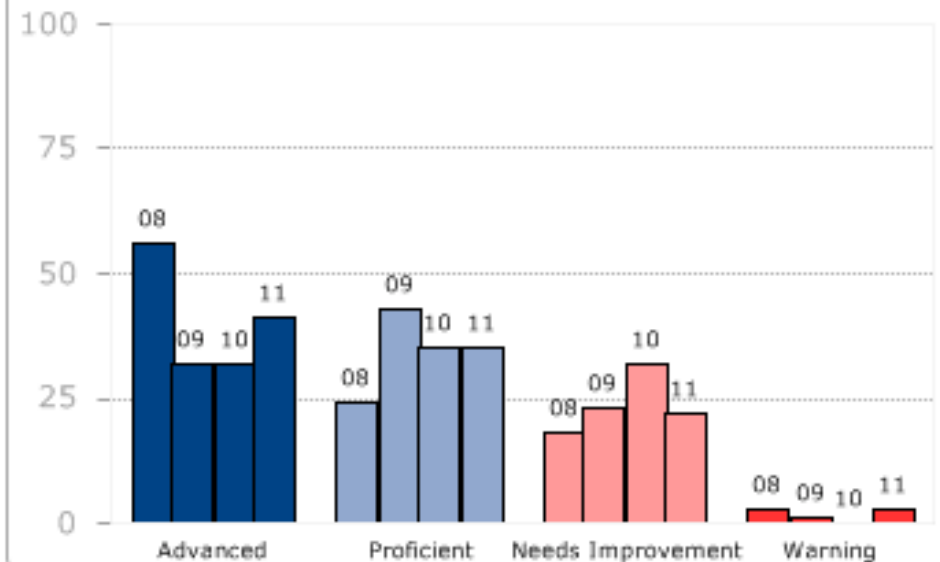
GRADE 04 - ENGLISH LANGUAGE ARTS PERFORMANCE LEVEL	2008	2009	2010	2011
ADVANCED	50	37	53	33
PROFICIENT	38	51	41	52
NEEDS IMPROVEMENT	13	11	7	13
WARNING	0	1	0	3

GRADE 04 - MATHEMATICS PERFORMANCE LEVEL	2008	2009	2010	2011
ADVANCED	56	32	32	41
PROFICIENT	24	43	35	35
NEEDS IMPROVEMENT	18	23	32	22
WARNING	3	1	0	3

**GRADE 04 - ENGLISH LANGUAGE ARTS
Percentage of Students by Performance Level**



**GRADE 04 - MATHEMATICS
Percentage of Students by Performance Level**



Thoreau 4 - Year Comparisons - Grade 5 2008-2011

GRADE 05 - ENGLISH LANGUAGE ARTS PERFORMANCE 2008 2009 2010 2011 LEVEL				
ADVANCED	37	54	47	45
PROFICIENT	55	40	43	46
NEEDS IMPROVEMENT	6	3	9	8
WARNING	1	3	1	1

GRADE 05 - MATHEMATICS PERFORMANCE 2008 2009 2010 2011 LEVEL				
ADVANCED	42	58	57	50
PROFICIENT	22	32	35	41
NEEDS IMPROVEMENT	28	6	8	7
WARNING	7	4	0	3

GRADE 05 - SCIENCE AND TECH/ENG PERFORMANCE 2008 2009 2010 2011 LEVEL				
ADVANCED	31	58	49	38
PROFICIENT	42	34	40	49
NEEDS IMPROVEMENT	25	8	10	12
WARNING	1	0	0	1

